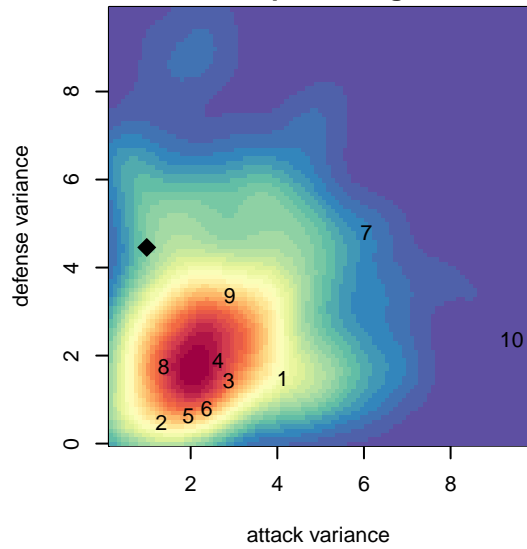
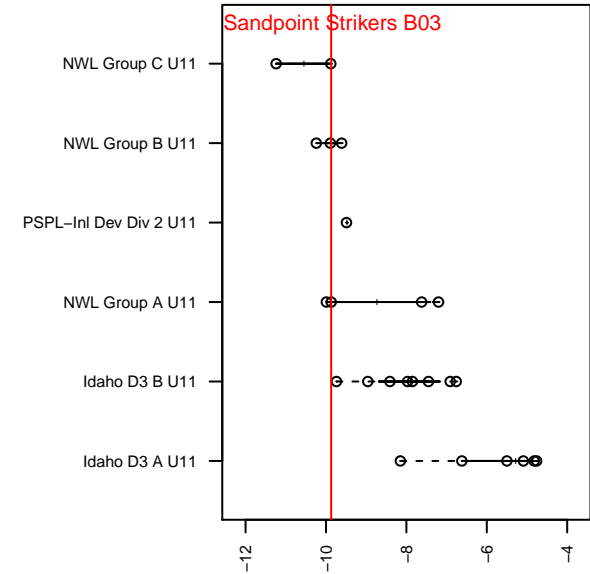
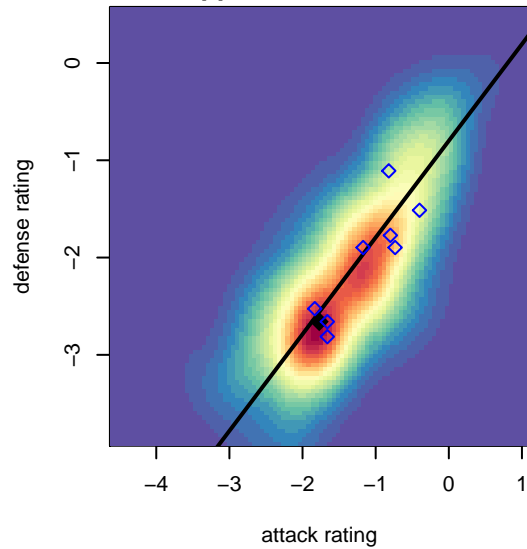


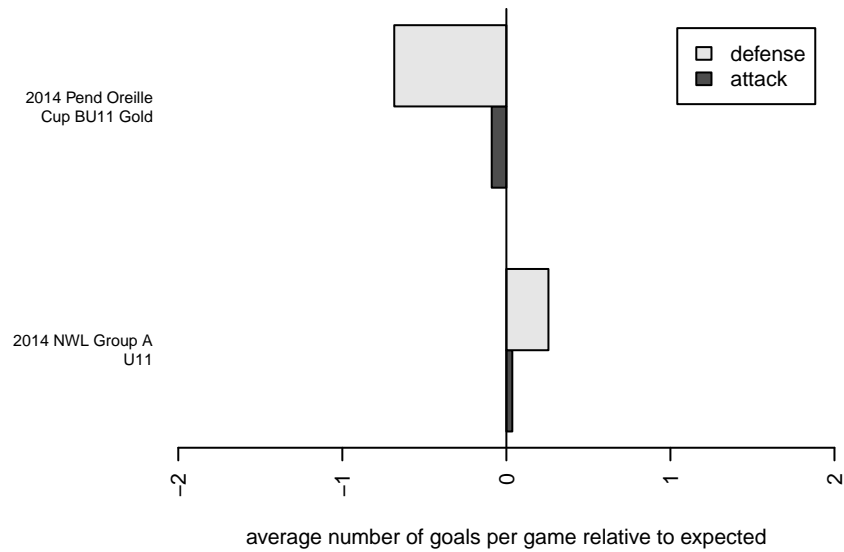
**attack and defense variance (black dot)
relative to other teams
and top 10 in region**



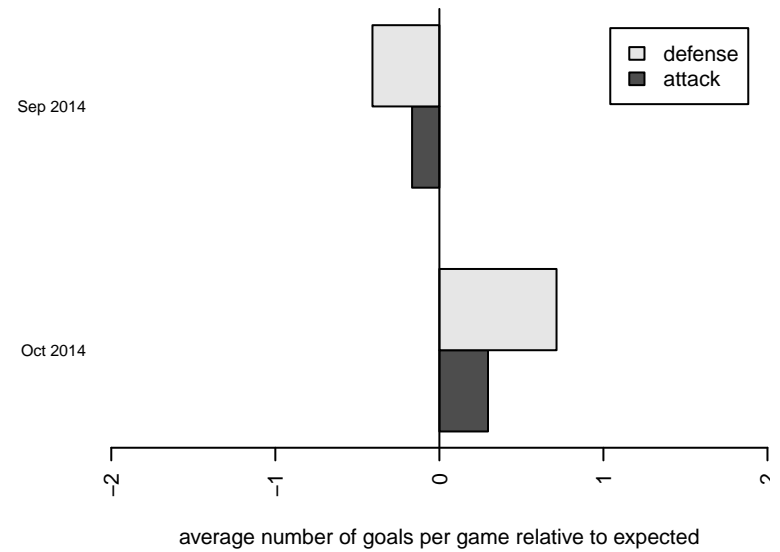
**attack and defense rating
relative to others at age
and all opponents in last 13 months**



Performance relative to 13 month average



Performance relative to 13 month average



date	home		away		venue	pred.home	pred.away
2014-10-25	SSC Shadow A B03	10	Sandpoint Strikers B03	3	2014 NWL Group A U11	10.35	0.81
2014-10-18	SSC Shadow Brown B03	5	Sandpoint Strikers B03	0	2014 NWL Group A U11	7.21	0.95
2014-10-18	Sting SC United B03	4	Sandpoint Strikers B03	1	2014 NWL Group A U11	5.12	1.08
2014-10-04	Sandpoint Strikers B03	1	Sting SC Barcelona B03	7	2014 NWL Group A U11	0.97	6.17
2014-09-27	Sandpoint Strikers B03	1	3 Rivers Grey B03	9	2014 NWL Group A U11	0.63	6.31
2014-09-20	Pullman Pumas B03	0	Sandpoint Strikers B03	1	2014 NWL Group A U11	2.43	1.98
2014-09-13	Sandpoint Strikers B03	1	Pullman Pumas B03	5	2014 NWL Group A U11	1.98	2.43
2014-09-13	Sandpoint Strikers B03	4	Sandpoint Strikers B B03	1	2014 NWL Group A U11	3.30	3.03
2014-09-07	Sandpoint Strikers B03	1	Sting SC United B03	7	2014 Pend Oreille Cup BU11 Gold	1.08	5.12
2014-09-06	Idaho Thunder B03	5	Sandpoint Strikers B03	3	2014 Pend Oreille Cup BU11 Gold	2.65	2.21
2014-09-05	Sandpoint Strikers B03	0	Sting SC Barcelona B03	4	2014 Pend Oreille Cup BU11 Gold	0.97	6.17